

Ticker: DBEU

Morningstar® Rating⁴
Europe Stock Category

OVERALL RATING (as of 12/31/21)



Overall Morningstar rating 4 stars; 92 funds. Three year rating 4 stars; 92 funds. Five year rating 4 stars; 78 funds. The Overall Morningstar Rating™ for a fund is derived from a weighted average of the performance figures associated with its three-, five-, and 10-year (if applicable). Morningstar ratings are based on risk-adjusted performance. Source: Morningstar, Inc. **Ratings/ranking are historical and do not guarantee future results.**

Objective and strategy

Xtrackers MSCI Europe Hedged Equity ETF seeks investment results that correspond generally to the performance, before fees and expenses, of the MSCI Europe US Dollar Hedged Index. Investors may be unaware of a 'hidden risk' to their portfolios—currency exposure—that can significantly impact performance. To help mitigate currency risk and potentially benefit from the growth opportunities provided by the stocks of 15 developed European nations, consider a currency-hedged exchange-traded fund (ETF) such as the Xtrackers MSCI Europe Hedged Equity ETF. The ETF seeks to provide pure and balanced exposure to European equities while mitigating the effects of fluctuations between the U.S. dollar and selected non-U.S. currencies.

ETF DETAILS (12/31/21)

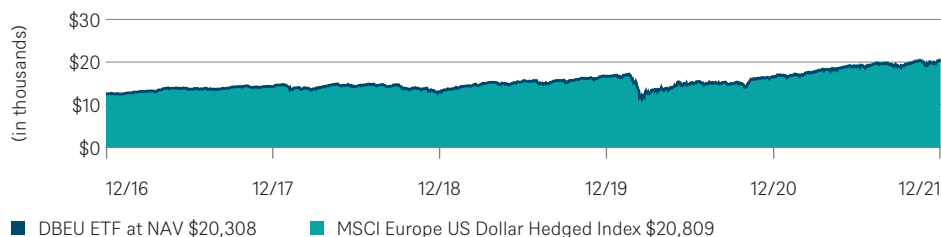
NYSE ticker	DBEU
NAV ticker	DBEU.NV
Intraday ticker	DBEU.IV
Inception date	09/30/2013
Number of holdings	444
Net assets	\$601,433,097.55
Expense ratio*	0.45%
CUSIP	233051853

* Expense information in the table reflects current fees as of the latest prospectus.

Contact

Xtrackers sales team
1-844-851-4255
www.Xtrackers.com
rep@dws.com

ETF PERFORMANCE AND INDEX HISTORY (from 12/31/16 to 12/31/21)



Source: DWS. Includes reinvestment of all distributions.

ETF PERFORMANCE (12/31/21)

	3-months	1-year	3-year	5-year	10-year	Since ETF Inception
ETF (at NAV)	6.79%	23.33%	15.85%	10.28%	—	8.96%
Market price returns	6.87%	23.83%	15.88%	10.29%	—	8.92%
MSCI Europe US Dollar Hedged Index	6.89%	23.59%	16.09%	10.55%	—	9.28%
MSCI Europe Index	5.66%	16.30%	14.90%	10.14%	—	5.76%

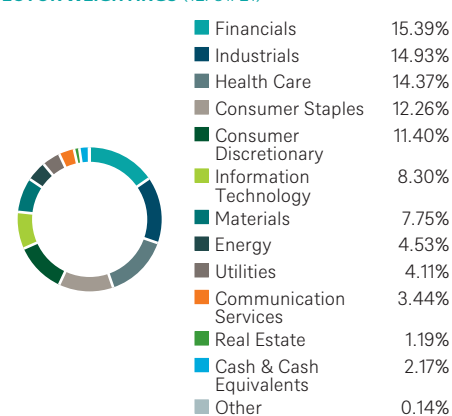
Performance quoted represents past performance and does not guarantee future results. Investment returns and principal value of an investment will fluctuate so that an investor's shares, when redeemed, may be worth more or less than their original cost. Current performance may be lower or higher than the performance data quoted. Shares are bought and sold at market price (closing price) not net asset value (NAV) and are not individually redeemed from the Fund. Market price returns are based on the midpoint of the bid/ask spread at 4:00 pm Eastern Time (when NAV is normally determined) and do not represent the return you would receive if you traded at other times. To obtain the most recent month-end performance data visit www.Xtrackers.com or call 855-329-3837.

Indexes are unmanaged; you cannot invest in an index. Index performance is gross of fees and assumes dividend reinvestment. Inclusion of fees would have reduced returns.

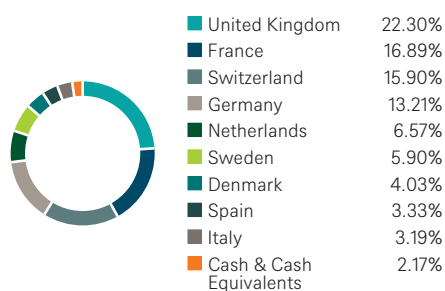
INDEX DETAILS (12/31/21)

Provider	MSCI
Name	MSCI Europe US Dollar Hedged Index
Ticker	MOEUHUSD
Inception date	12/31/1992
Number of constituents	432
Average market cap	\$26,281 million
Price-to-book ¹	2.17
Price-to-earnings ²	17.99
Dividend yield ³	2.47%
Number of countries	15
Number of currencies	7

SECTOR WEIGHTINGS (12/31/21)



TOP 10 COUNTRY WEIGHTINGS (12/31/21)



Holdings-based data is subject to change.

TOP HOLDINGS (12/31/21)

Nestle	3.36%
ASML Holding	2.83%
Roche Holding	2.49%
Moet Hennessy Louis Vuitton	1.96%
Novartis	1.64%
Novo Nordisk	1.62%
AstraZeneca	1.55%
SAP	1.27%
Unilever	1.18%
Siemens	1.13%

¹ Price-to-book ratio is a valuation ratio of a stock's market value compared to its book value.

² Price-to-earnings ratio (P/E) is a stock's current price divided by the company's trailing 12-month earnings per share from continuous operations.

³ Dividend yield is a weighted-sum of the annualized dividends of the index components divided by the most recent index value. Annualized dividends are determined using a sum of all dividend announcements during the previous 12 months. Dividend yield is that of the MSCI Europe Index and is the rate of income generated by a stock in the form of dividends. The dividend yield of the index should not be considered the dividend yield of the fund.

⁴ ©2022 Morningstar. All Rights Reserved. The information contained herein:(1) is proprietary to Morningstar and/or its content providers;(2) may not be copied or distributed;(3) is not warranted to be accurate, complete or timely. Neither Morningstar nor its content providers are responsible for any damages or losses arising from any use of this information. Past performance is no guarantee of future results. The Morningstar Rating™ for funds, or 'star rating', is calculated for managed products (including mutual funds, variable annuity and variable life subaccounts, exchange-traded funds, closed end funds and separate accounts) with at least a three-year history. Exchange-traded funds and open-ended mutual funds are considered a single population for comparative purposes. It is calculated based on a Morningstar Risk-Adjusted Return measure that accounts for variation in a managed product's monthly excess performance, placing more emphasis on downward variations and rewarding consistent performance. The Morningstar Rating does not include any adjustment for sales loads. The top 10% of products in each product category receive 5 stars, the next 22.5% receive 4 stars, the next 35% receive 3 stars the next 22.5% receive 2 stars, and the bottom 10% receive 1 star. The Overall Morningstar Rating for a managed product is derived from a weighted average of the performance figures associated with its three-, five-, and 10 year (if applicable) Morningstar Rating metrics. The weights are 100% three-year rating for 36-59 months of total returns, 60% five-year rating/40% three-year rating for 60-119 months of total returns, and 50% 10-year rating/30% five-year rating/20% three-year rating for 120 or more months of total returns. While the 10-year overall rating formula seems to give the most weight to the 10-year period, the most recent three-year period actually has the greatest impact because it is included in all three rating periods.

Xtrackers ETFs ("ETFs") are managed by DBX Advisors LLC (the "Adviser"), and distributed by ALPS Distributors, Inc. ("ALPS"). The Adviser is a subsidiary of DWS Group GmbH & Co. KGaA, and is not affiliated with ALPS.

The funds or securities referred to herein are not sponsored, endorsed, issued, sold or promoted by MSCI, and MSCI bears no liability with respect to any such funds or securities or any index on which such funds or securities are based. The Prospectus contains a more detailed description of the limited relationship MSCI has with DBX Advisors LLC and any related funds. Shares are not individually redeemable, and owners of Shares may acquire those Shares from the Fund, or tender such Shares for redemption to the Fund, in Creation Units only. The brand DWS represents DWS Group GmbH & Co. KGaA and any of its subsidiaries such as DWS Distributors, Inc., which offers investment products, or DWS Investment Management Americas, Inc. and RREEF America L.L.C., which offer advisory services.

Carefully consider the fund's investment objectives, risk factors, and charges and expenses before investing. This and other information can be found in the fund's prospectus, which may be obtained by calling 1-855-DBX-ETFS (1-855-329-3837), or by viewing or downloading a prospectus from www.Xtrackers.com. Read the prospectus carefully before investing.

War, terrorism, economic uncertainty, trade disputes, public health crises (including the recent pandemic spread of the novel coronavirus) and related geopolitical events could lead to increased market volatility, disruption to U.S. and world economies and markets and may have significant adverse effects on the fund and its investments.

Risk: Investing involves risk, including the possible loss of principal. Stocks may decline in value. Foreign investing involves greater and different risks than investing in U.S. companies, including currency fluctuations, less liquidity, less developed or less efficient trading markets, lack of comprehensive company information, political instability and differing auditing and legal standards. The European financial markets have recently experienced volatility and adverse trends in recent years due to concerns about economic downturns or rising government debt levels in several European countries, including Greece, Ireland, Italy, Portugal and Spain. A default or debt restructuring by any European country would adversely impact holders of that country's debt, and sellers of credit default swaps linked to that country's creditworthiness (which may be located in countries other than those listed in the previous sentence). These events have adversely affected the exchange rate of the euro, the common currency of certain EU countries, and may continue to significantly affect every country in Europe, including countries that do not use the euro. Italy, Portugal and Spain currently have high levels of debt and public spending, which may stifle economic growth, contribute to prolonged periods of recession or lower sovereign debt ratings and adversely impact investments in the Fund. The fund's use of forward currency contracts may not be successful in hedging currency exchange rates changes and could eliminate some or all of the benefit of an increase in the value of a foreign currency versus the US dollar. Funds investing in a single industry, country or in a limited geographic region generally are more volatile than more diversified funds. Performance of the Fund may diverge from that of the Underlying Index due to operating expenses, transaction costs, cash flows, use of sampling strategies or operational inefficiencies. An investment in this fund should be considered only as a supplement to a complete investment program for those investors willing to accept the risks associated with the fund. Please read the prospectus for more information.

Investment products: No bank guarantee | Not FDIC insured | May lose value